

OQuaSSA

2020 Online Quarantined
School Scrabble Action

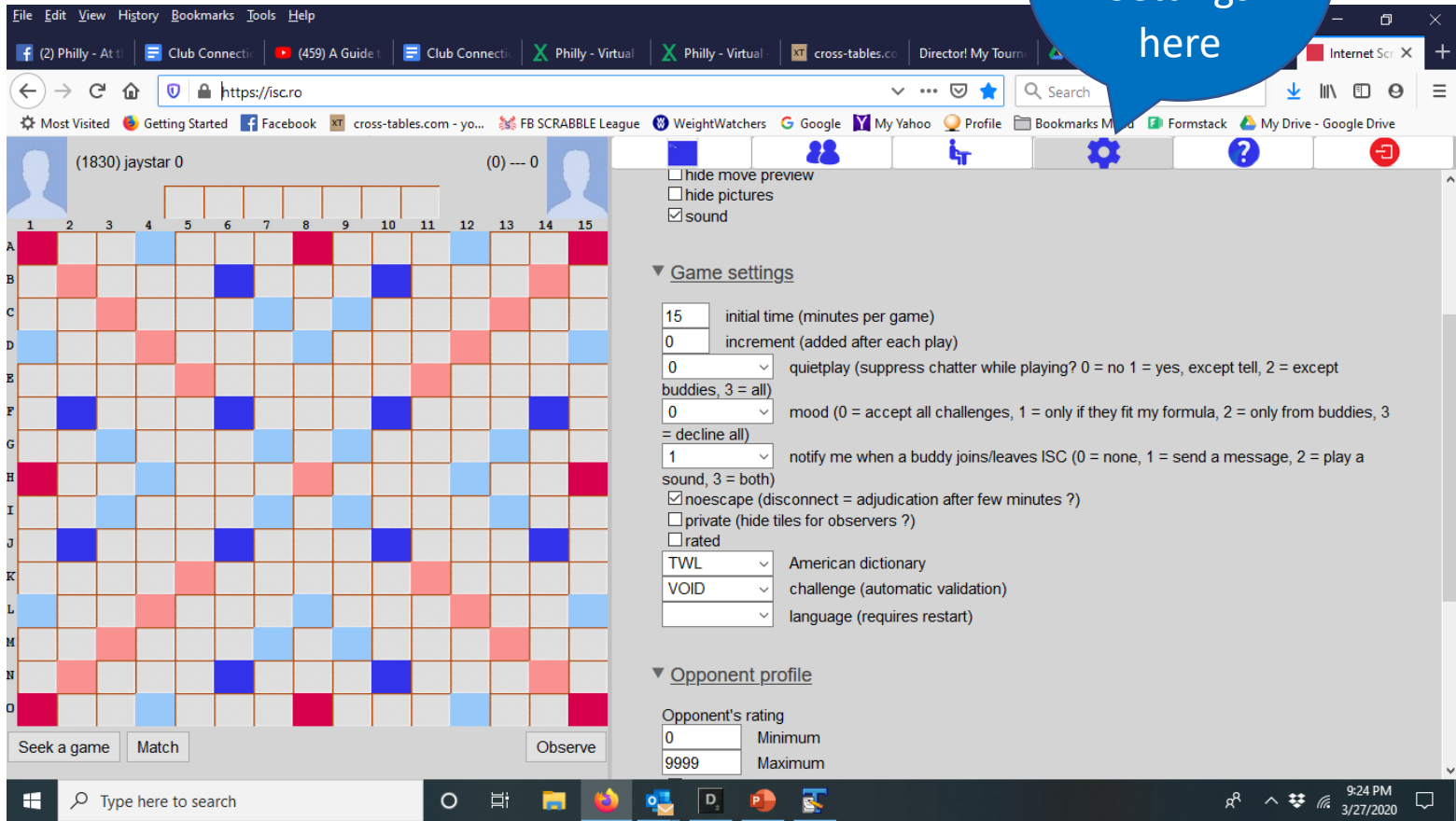
Tournament playing guide

Internet Scrabble Club (ISC)

- [Register for ISC](#)
- Not familiar with ISC? [Watch this video](#) created by former North American Scrabble champion Will Anderson
- Play a bunch of games before the tournament to get used to the site

Things to do before OQuaSSA

- On ISC, set your Game Settings to:
 - Initial time: 20 Minutes
 - Dictionary: TWL
 - Challenge: Void
 - Rated: Yes
 - You can ignore the rest



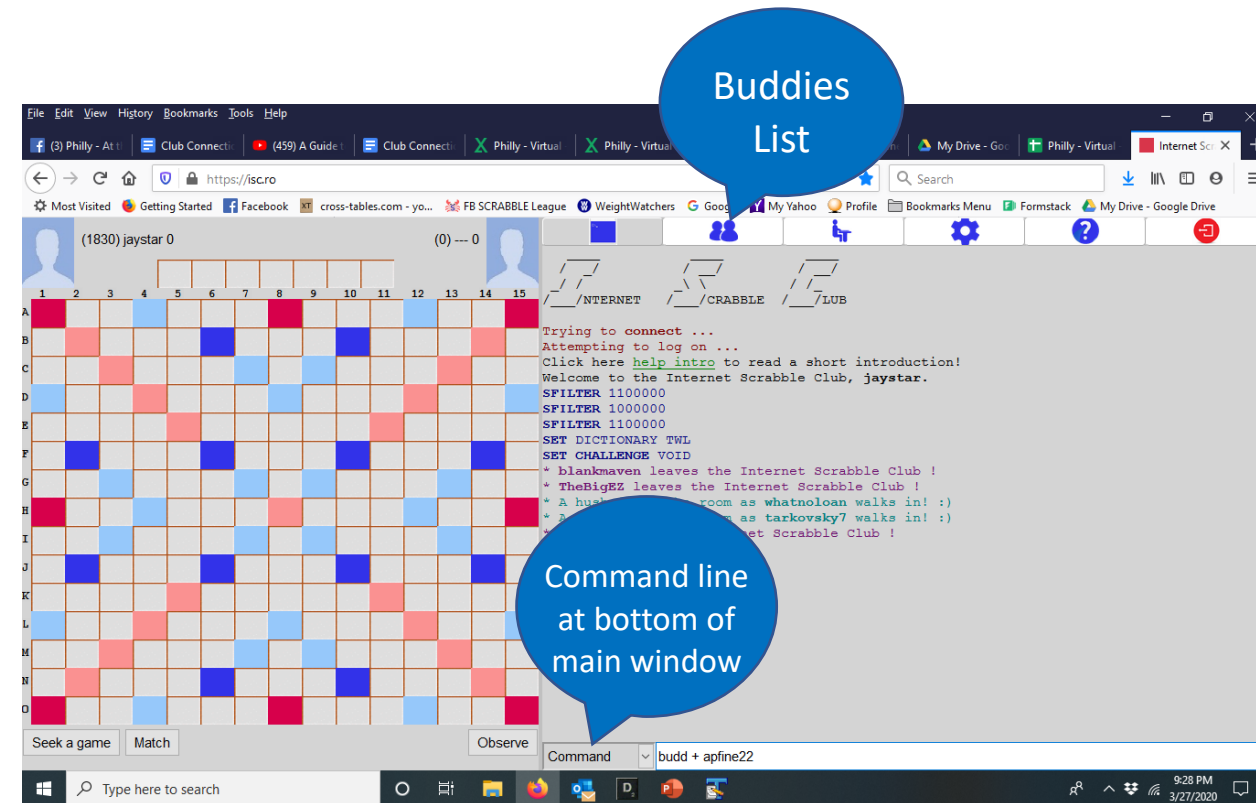
The screenshot shows the ISC website interface for a Scrabble game. The main area displays a 15x15 board with red and blue tiles. The player's name is (1830) jaystar 0 and the opponent's is (0) --- 0. The settings panel on the right is open, showing the following options:

- hide move preview
- hide pictures
- sound
- Game settings**
 - 15 initial time (minutes per game)
 - 0 increment (added after each play)
 - quietplay (suppress chatter while playing? 0 = no 1 = yes, except tell, 2 = except buddies, 3 = all)
 - 0 mood (0 = accept all challenges, 1 = only if they fit my formula, 2 = only from buddies, 3 = decline all)
 - 1 notify me when a buddy joins/leaves ISC (0 = none, 1 = send a message, 2 = play a sound, 3 = both)
 - noescape (disconnect = adjudication after few minutes ?)
 - private (hide tiles for observers ?)
 - rated
 - TWL American dictionary
 - VOID challenge (automatic validation)
 - language (requires restart)
- Opponent profile**
 - Opponent's rating
 - 0 Minimum
 - 9999 Maximum

A blue speech bubble with the text "Change Settings here" points to the settings panel. The browser's address bar shows "https://isc.ro". The Windows taskbar at the bottom shows the time as 9:24 PM on 3/27/2020.

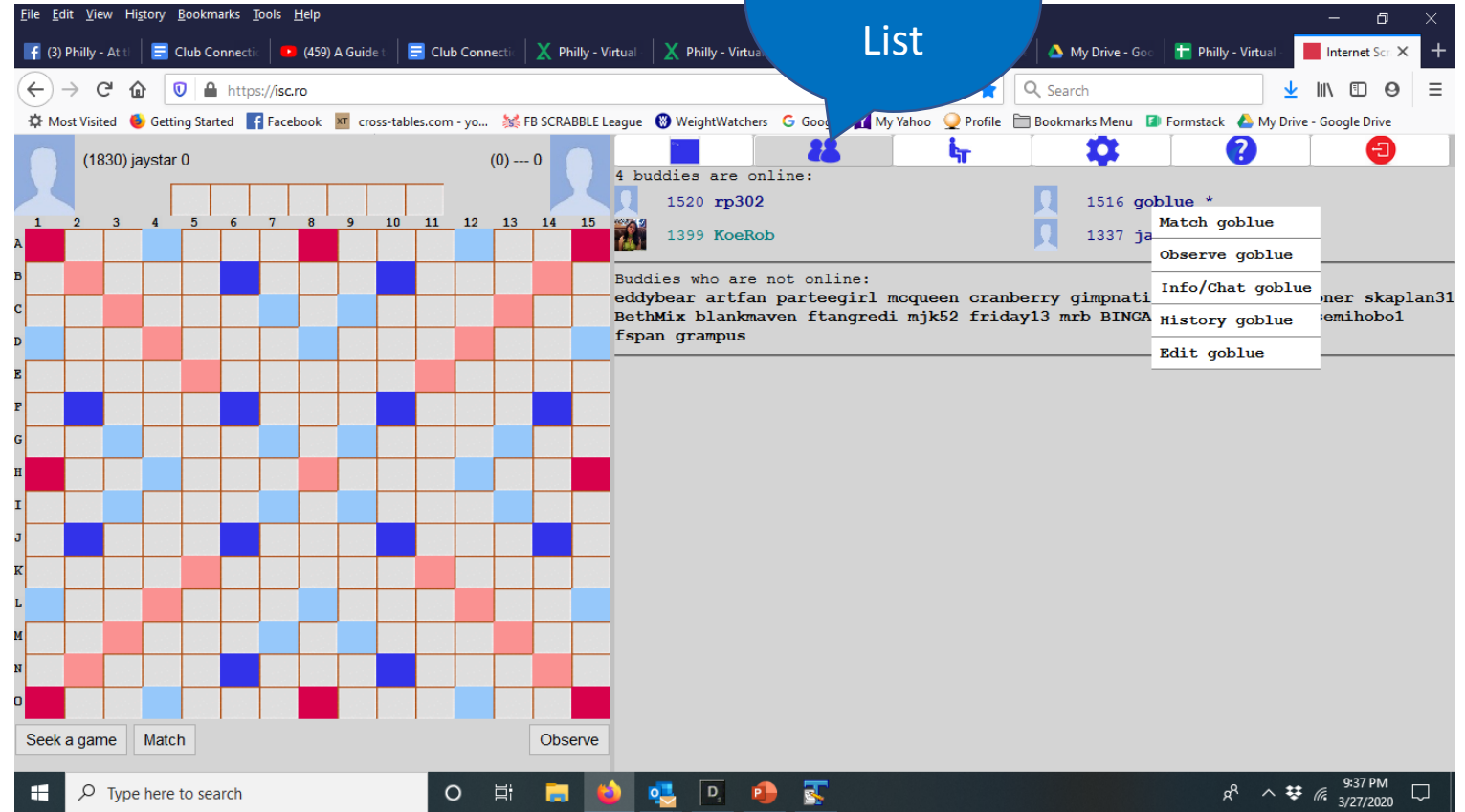
Things to do before OQuaSSA (continued)

- Add players to your Buddies List
 - On the Buddies page, type a handle into the search bar and hit enter or
 - Using the Command line at the bottom of the screen, type **budd +ISC handle** and hit enter
 - You can find player handles on the xxx



How to start a game on ISC

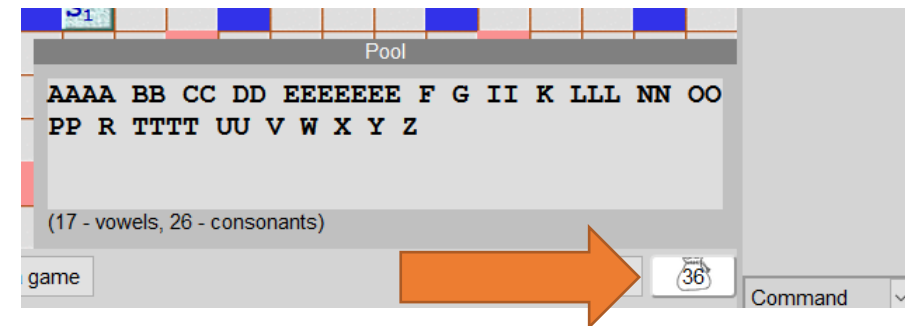
- Type in the Command line
 - *match ISC handle*
- Or, from your Buddies list (or anywhere on the main page), left click on your opponent's handle and select
 - **Match**
- By left clicking on a handle you also can select
 - **Observe** to watch a game in progress
 - **Chat** to open a separate chat window



The screenshot shows the ISC website interface. On the left, a Scrabble board is displayed with a grid of letters and numbers. The board is currently empty. On the right, there is a Buddies List section. A blue speech bubble labeled "Buddies List" points to this section. The Buddies List shows 4 buddies who are online: 1520 rp302, 1399 KoeRob, 1516 gobblue, and 1337 ja. Below this, there is a section for buddies who are not online, including eddybear, artfan, parteegirl, mcqueen, cranberry, gimpati, BethMix, blankmaven, ftangredi, mjk52, friday13, mrb BINGA, fspan, and grampus. A context menu is open over the "gobblue" handle, showing options: Match gobblue, Observe gobblue, Info/Chat gobblue, History gobblue, and Edit gobblue. The website URL is https://isc.ro. The Windows taskbar at the bottom shows the time as 9:37 PM on 3/27/2020.

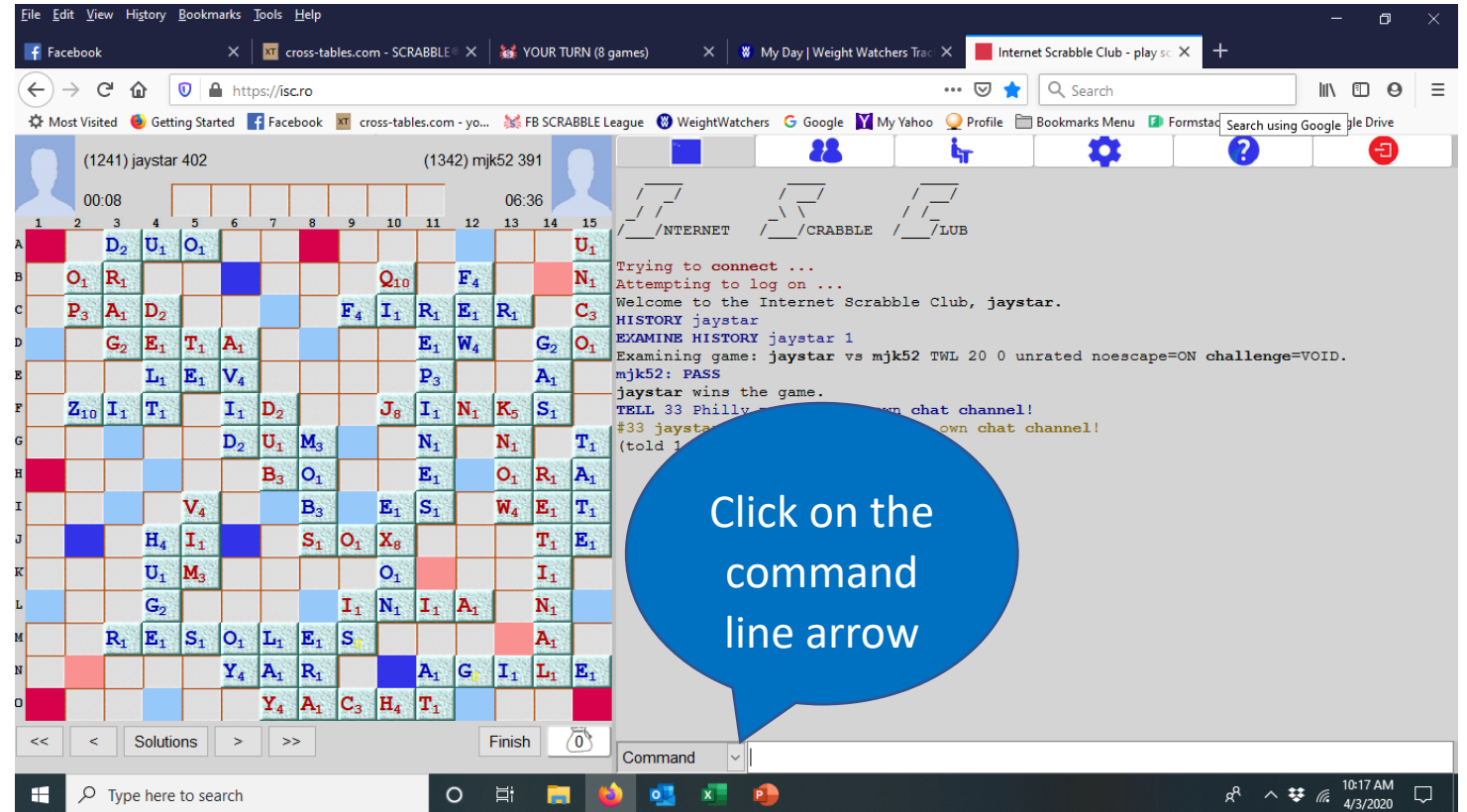
Starting and playing a OQuaSSA game

- Find your opponent for each round on the OQuaSSA Live Coverage page at live.wgvc.com
- The higher-seeded player Matches their opponent
- Pairings indicate who goes first and second. If the game starts with you going first but the the pairings say you're second, click Pass to allow your opponent to play first
- If your ISC connections drops, log back in and match your opponent. The game should resume
- Click on your clock to return tiles to rack or to shuffle
- To see the remaining tiles, click on the tile bag



Chatting during a game

- To message your current opponent after a game has started, click on the drop down at the Command line.
- *Tell opponent's handle* will be on the second line. Select it.
- To message someone else, in the Command line type
 - *tell ISC handle*
- Announcements about breaks, restart times, winners, prizes, etc. will be posted on the Live Coverage page of the OQuaSSA website.



The screenshot shows the Internet Scrabble Club (ISC) interface. The main area displays a Scrabble board with letters and numbers. The board is currently empty, with the starting letter 'U' in the top-left corner. The board is labeled with letters A through O and numbers 1 through 15. The interface includes a command line at the bottom with a dropdown menu. A blue speech bubble points to the command line with the text "Click on the command line arrow". The chat window on the right shows a message from jaystar: "Trying to connect ... Attempting to log on ... Welcome to the Internet Scrabble Club, jaystar. HISTORY jaystar EXAMINE HISTORY jaystar 1 Examining game: jaystar vs mjk52 TWL 20 0 unrated noescape=ON challenge=VOID. mjk52: PASS jaystar wins the game. TELL 33 Philly ... chat channel! #33 jaystar ... own chat channel! (told ...)".

Ending the game

- When a player goes out, opponent must either Challenge or Pass to end the game
- Unlike in real life, you only get one minute of overtime before a forfeit is declared
- If the forfeiting player is losing when their clock expires, the game ends with the reported score
- If the forfeiting player is winning when their clock expires, the opponent's score increases to one point more than the forfeiter

Reporting scores, viewing pairings and standings, contacting the directors

- Reporting scores
 - Open the [Results](#) sheet at live.wgvc.com
 - Enter the results for each game on a single line. The winner fills out columns B through G. The loser enters their ISC handle in column I
 - In the event of a tie, type TIE before the handles of each players in columns B and E
- Viewing pairings and standings
 - At live.wgvc.com
- Contacting the directors
 - If you have any questions or concerns during the tournament text BOTH directors (and say who you are) or call one of us
 - Ben: 339-223-4563
 - Vince: 703-282-3611
 - Or send us a message on ISC
 - Ben: chameleon
 - Vince: wgvc

Final instructions

- Reminder: The use of ANY electronic or print word lookup aids or devices during play is expressly prohibited. No ULU, no online word finders, no OSPD, no friends
- Set your phone aside and play to the best of your ability
- Most of all, good luck and have fun!